

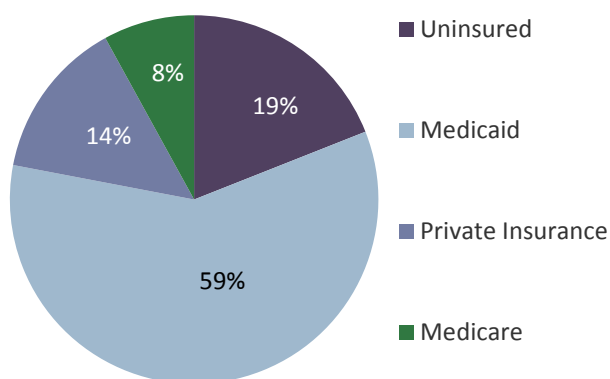
FACT SHEET

Washington State Community Health Centers

2015

27 COMMUNITY HEALTH CENTERS | OVER 240 SERVICE DELIVERY SITES
971,099 TOTAL PATIENTS

INSURANCE STATUS



Key Safety Net Providers

Washington's Community Health Centers (CHCs) are local, non-profit, community-owned health care providers serving low-income and medically underserved communities.

In 2015, CHCs were the health care home for **971,099** individuals. Of these patients:

- 19% of patients were uninsured (179,975)
- 59% of patients were on Medicaid (576,715)
- 33% of patients were under age 18 (316,308)

CHCs form a statewide network of thousands of staff exchanging information, ideas, and best practices. In this way, CHCs leverage their resources to expand health care access to more patients, creating Washington's largest primary care safety net.

Experienced

Washington health centers have over 40 years of experience delivering quality primary care tailored to the needs of underserved populations in each community. Services include education, prevention and early intervention services that help patients lead full and productive lives.

By investing in quality patient care on the front end, and encouraging a regular doctor/patient relationship, health centers prevent new health problems and minimize costs. CHCs continue to improve access to care by providing culturally sensitive care, health education, outreach, and case management in multiple languages. CHCs were instrumental in assisting uninsured patients to enroll in Medicaid during 2014.

CHCs are a positive and significant economic engine for Washington State. In 2013, Washington CHCs injected \$692 million in operating expenditures directly into local economies. These expenditures produced additional indirect and induced economic activity of \$620 million for an overall positive impact of \$1.3 billion. In addition, CHCs directly generated 6,483 full-time jobs and supported an additional 4,040 jobs in other industries¹

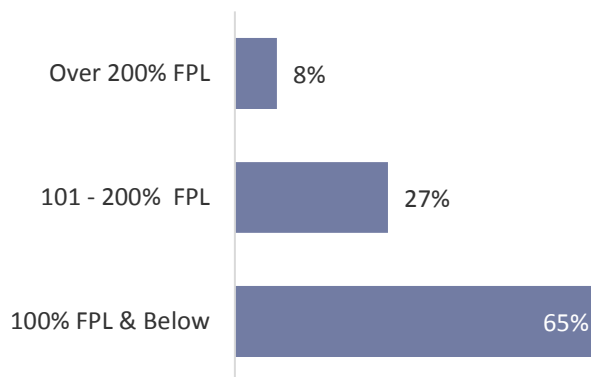


Essential

Washington health centers provide **access to all** patients who walk through the door, regardless of their ability to pay. The statewide network of CHCs:

- Reduce health care disparities. The majority of patients (65%) live at, or below the federal poverty level (FPL) and nearly one half of patients (56%) are visible minorities.
- Community Health Center staff in-person assisters conducted 469,648 Medicaid and Qualified Health Plan enrollments from October 2013-June 2016.
- Provides a health care home for 31% of the state's Medicaid-enrolled children (260,594).³

INCOME LEVEL



WASHINGTON CHCs PROVIDE A WIDE ARRAY OF SERVICES...

PRIMARY CARE SERVICES

- General primary medical care
- Prenatal care
- Dental care
- Mental health treatment/ counseling
- Substance abuse treatment/ counseling
- Hearing screening
- Vision screening
- Pharmacy

PREVENTIVE SERVICES

- Pap smear
- Smoking cessation
- HIV testing and counseling
- Diabetes screening
- Maternity Support Services
- Blood pressure monitoring
- Blood cholesterol screening
- Weight reduction programs


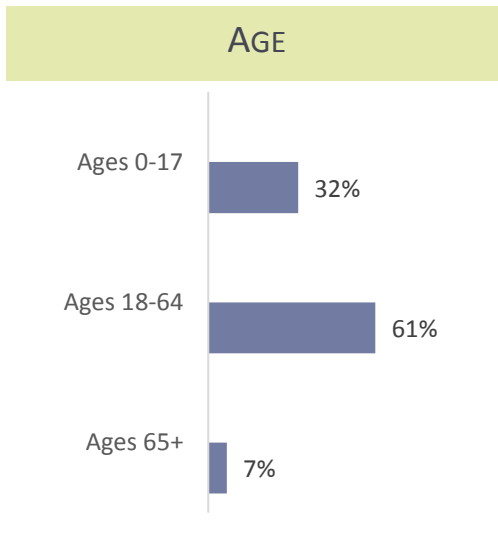
WRAPAROUND SERVICES

- Outreach
- Case management
- Eligibility assistance
- Health education
- Interpretation/translation services
- Transportation

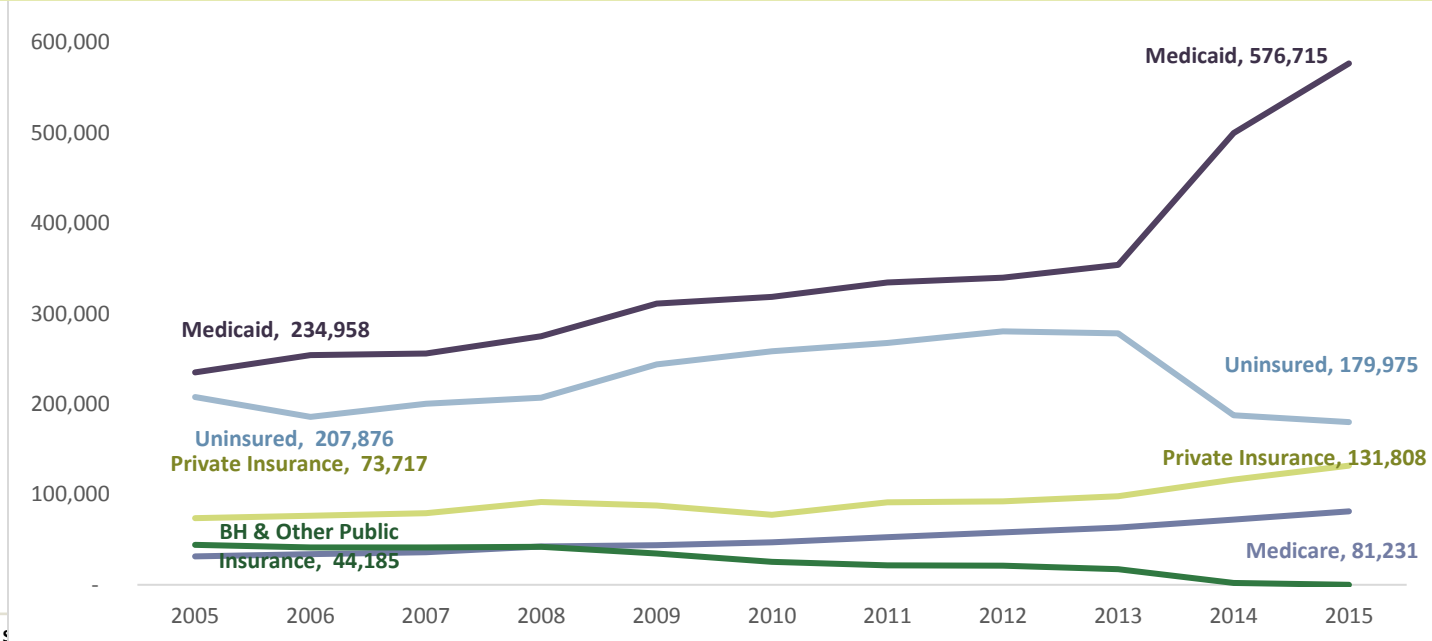
Efficient

CHCs are part of the health care solution. More than 1 in 10 of all visits by Medicaid patients to Washington State emergency rooms could have been avoided.⁴ Community Health Centers work to reduce the non-emergent visits by providing health homes to their patients and actively engaging them in their care. From providing effective chronic disease management to patients and receiving evidence based clinical practice from their providers, CHCs deliver good health outcomes in their communities and are extremely efficient.

By zeroing in on conditions that significantly drive up costs - such as asthma, diabetes, and hypertension - health centers simultaneously improve patient health and control unnecessary spending. This model reduces the need for more expensive hospital in-patient and specialty care and produces significant savings for the health care system.



ALL CHC PATIENTS BY INSURANCE STATUS - WASHINGTON STATE, 2005-2015



Data sources: CHCs and Medicaid enrollment data from the Washington State Department of Social & Health Services. Uninsured data is a reporting requirement for Health Resources and Service Administration grantees, including community health centers.

¹"The Economic Impact of Washington's Community Health Care Centers." Capital Link, December 2013.

²CHC enrollments compiled by Health Resources & Services Administration from October 2013 to June 2016.

³Health Care Authority enrollment figures for the Medicaid program: 843,977 Total patients children 0-17 December 2015.

⁴"Right Care, Right Setting, A Report on Potentially Avoidable Emergency Room Visits in Washington State." Washington Health Alliance, Jan. 2015.