

2009 Snapshot: Washington's Community Health Center System

25 CHCs - Over 140 Service Delivery Sites

695,810 Total Patients

Washington's community health centers (CHCs) are local, non-profit, community-owned health care providers serving low-income and medically underserved communities. In 2009, CHCs were the health care home for 695,810 individuals:

- One-third of patients were uninsured (33%)
- Over 40 percent more were on Medicaid (43%)

Community health centers form a statewide network of over 4,000 FTE providers exchanging information, ideas, and best practices. In this way, CHCs leverage their resources to expand health care access to more patients, creating Washington's largest primary care safety net.

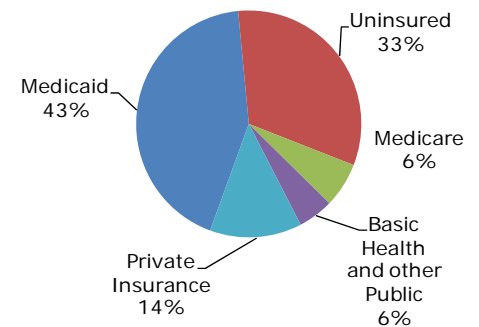
Essential – Washington's health centers provide *access* to all patients that walk through the door, regardless of their ability to pay. The statewide network of CHCs:

- Serves the rising number of uninsured in Washington – the number of uninsured patients at health centers increased by 67% between 2000 and 2009.
- Provides a health care home for nearly one-third of the state's uninsured (31%) including nearly half of the state's uninsured children (48%).
- Reduces health care disparities. The majority of patients (66%) live at, or below, the federal poverty level and over half of patients (56%) are people of color.

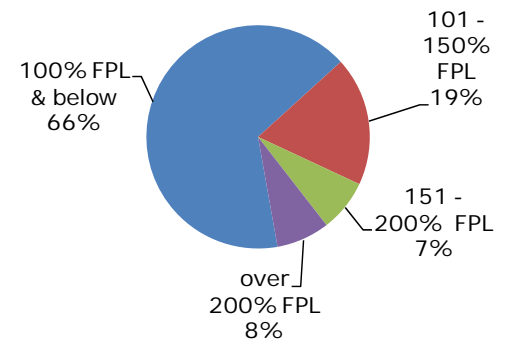
Experienced – Washington health centers have over 30 years of experience delivering quality primary care tailored to the needs of underserved populations in each community. Services include education, prevention and early intervention services that help patients lead full and productive lives. By investing in quality patient care on the front end, and encouraging a regular doctor/patient relationship, health centers prevent new health problems and minimize costs. CHCs continue to improve access to care by providing culturally sensitive care, health education, outreach, and case management in multiple languages.

In addition, the CHC system is a positive and significant economic engine for Washington State, generating \$1.2 billion in total economic impact. Overall, the CHC system employs 5,192 people, and creates an additional 3,235 jobs in Washington communities.¹

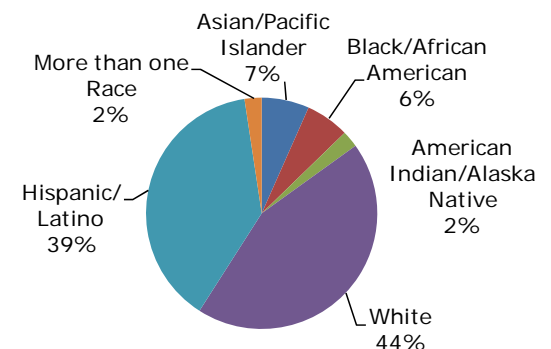
Insurance Status



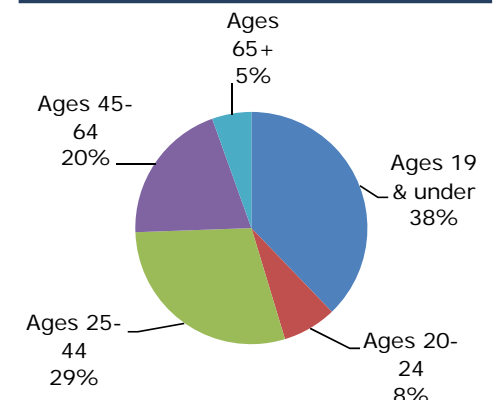
Income



Race/Ethnicity



Age

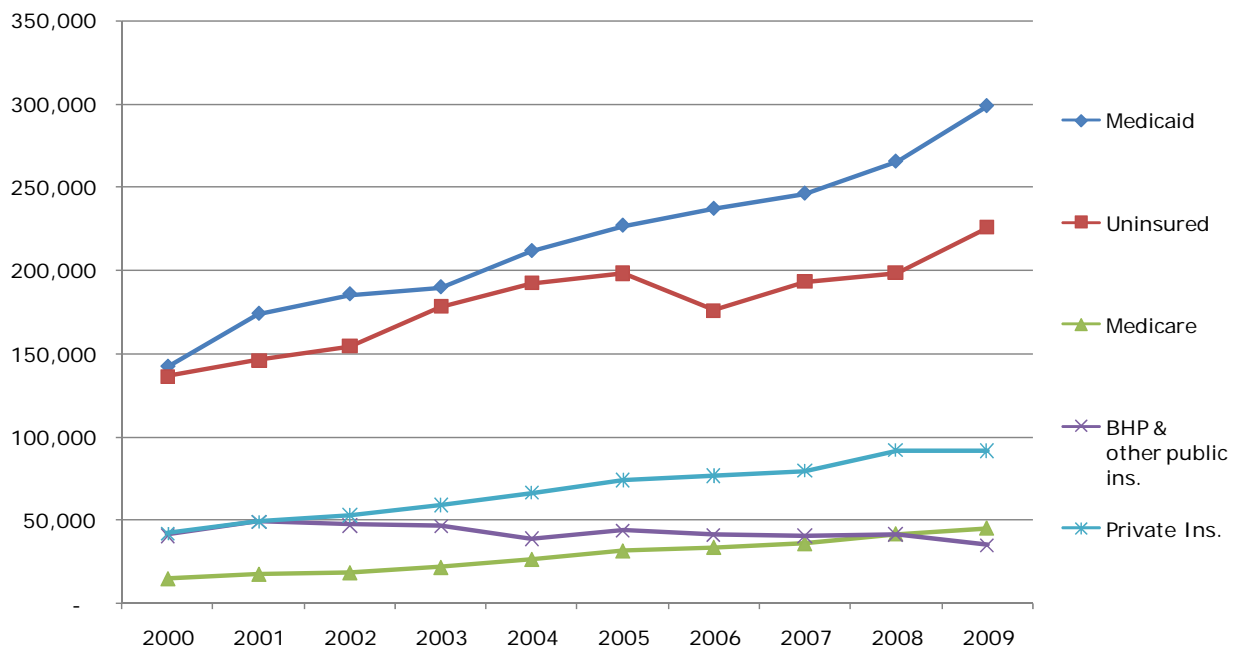


Efficient – CHCs are part of the health care solution. In 2006, the Washington State health care system wasted \$355 million in avoidable ER visits. These non-emergent visits could have been treated more cost effectively at a CHC.² From chronic disease management to evidence-based clinical practice, CHCs deliver good health outcomes and are extremely efficient. By zeroing in on conditions that significantly drive up costs - such as asthma, diabetes, and hypertension - health centers simultaneously improve patient health and control unnecessary spending. This model reduces the need for more expensive hospital in-patient and specialty care and produces significant savings for the health care system.

Washington CHCs Provide a Wide Array of Services

Primary Care Services	Preventive Services	Wraparound Services
General primary medical care	Pap smear	Outreach
Prenatal care	Smoking cessation	Case management
Dental Care	HIV testing & counseling	Eligibility assistance
Mental health treatment/counseling	Glycosylated hemoglobin measurement, diabetes	Health education
Substance abuse treatment/counseling	Maternity Support Services	Interpretation/translation services
Hearing screening	Blood pressure monitoring	Transportation
Vision screening	Blood cholesterol screening	Outstationed eligibility workers
Pharmacy	Weight reduction programs	

Insurance Status of Washington Community Health Center Patients, 2000-09



1 "The Economic and Clinical Impact of Community Health Care Centers in Washington State". Dobson DaVanzo, Nov. 2008.

2 "Access to Community Health and Wasted Expenditures on Avoidable Emergency Room Visits: Summary of Findings, 2006." NACHC, Sept. 2006.

Methodology: Annual data (UDS) is collected from community health center members of the Washington Association of Community and Migrant Health Centers (WACMHC) for their Washington patients. Data is reported according to federal reporting criteria. Due to differences among federal reporting criteria:

- Total patient, demographic, and insurance data: 2009 preliminary data is from 25 WACMHC members.
- Comparison Data: 2000-2009 data is from the 20 members required to report at that time.
- Service data: from the 25 members required to report this data for their patients.