

2010 Snapshot: Washington's Community Health Center System

26 CHCs - Over 160 Service Delivery Sites

728,278 Total Patients

2,951,786 Total Visits

Washington's community health centers (CHCs) are local, non-profit, community-owned health care providers serving low-income and medically underserved communities. In 2010, CHCs were the health care home for 728,278 individuals in Washington based Community Health Centers:

- 35% of patients were uninsured (254,546 people)
- 44% of patients were on Medicaid (319,618 people)
- 36% of patients were under 19 (263,422 children)

Community health centers form a statewide network of thousands of staff exchanging information, ideas, and best practices. In this way, CHCs leverage their resources to expand health care access to more patients, creating Washington's largest primary care safety net.

Essential – Washington's health centers provide access to all patients that walk through the door, regardless of their ability to pay. The statewide network of CHCs:

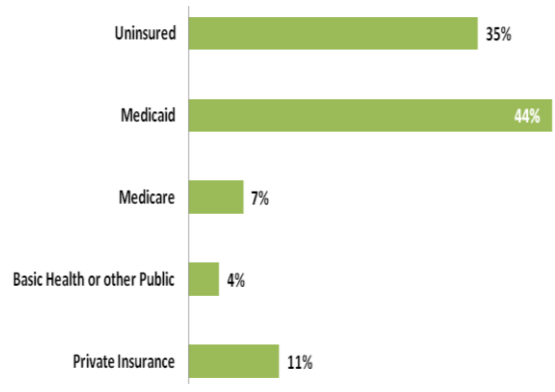
- Serves the rising number of uninsured in Washington – the number of uninsured patients at health centers increased by 75% between 2000 and 2010.*
- Reduces health care disparities. The majority of patients (67%) live at, or below, the federal poverty level and over half of patients (51%) are people of color.
- Provides a health care home for nearly one-third of the state's uninsured, including 50% of the state's uninsured children (41,276).¹

Experienced – Washington health centers have over 30 years of experience delivering quality primary care tailored to the needs of underserved populations in each community. Services include education, prevention and early intervention services that help patients lead full and productive lives. By investing in quality patient care on the front end, and encouraging a regular doctor/patient relationship, health centers prevent new health problems and minimize costs. CHCs continue to improve access to care by providing culturally sensitive care, health education, outreach, and case management in multiple languages.

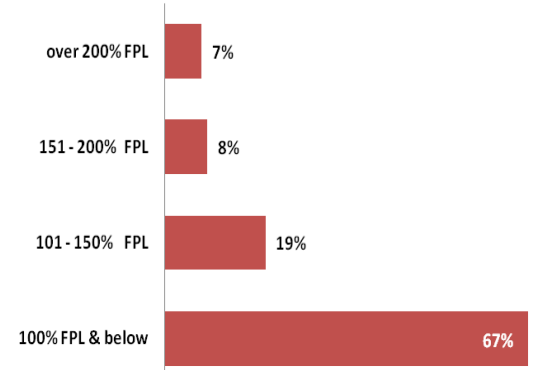
In addition, the CHC system is a positive and significant economic engine for Washington State, generating \$1.2 billion in total economic impact. Overall, the CHC system employs 5,192 people, and creates an additional 3,235 jobs in Washington communities.²

Efficient – CHCs are part of the health care solution. In 2006, the Washington State health care system wasted \$355 million in avoidable ER visits. These non-emergent visits could have been treated more cost effectively at a CHC.³ From chronic disease management to evidence-based clinical practice, CHCs deliver

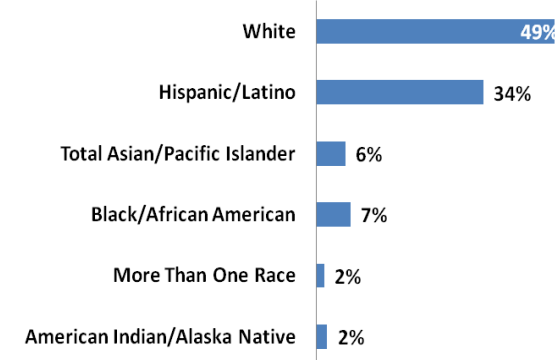
Insurance Status



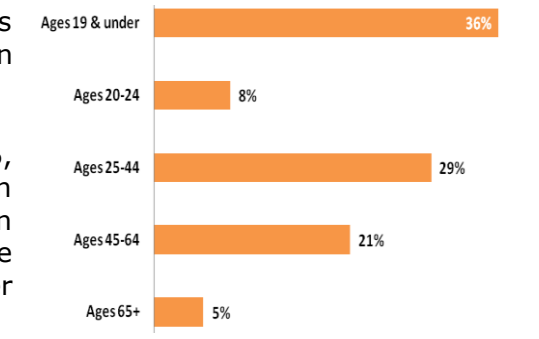
Income



Race/Ethnicity



Age

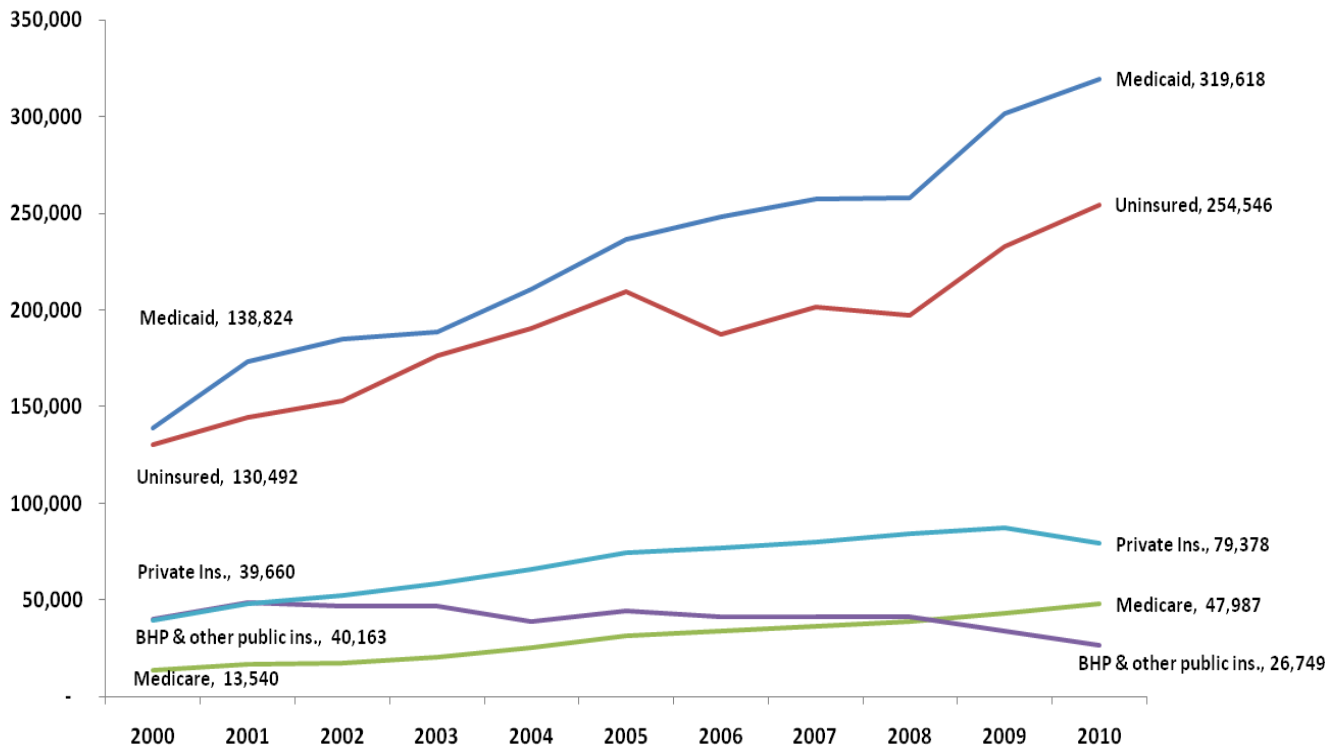


good health outcomes and are extremely efficient. By zeroing in on conditions that significantly drive up costs - such as asthma, diabetes, and hypertension - health centers simultaneously improve patient health and control unnecessary spending. This model reduces the need for more expensive hospital in-patient and specialty care and produces significant savings for the health care system

Washington CHCs Provide a Wide Array of Services

Primary Care Services	Preventive Services	Wraparound Services
General primary medical care	Pap smear	Outreach
Prenatal care	Smoking cessation	Case management
Dental Care	HIV testing & counseling	Eligibility assistance
Mental health treatment/counseling	Glycosylated hemoglobin measurement, diabetes	Health education
Substance abuse treatment/counseling	Maternity Support Services	Interpretation/translation services
Hearing screening	Blood pressure monitoring	Transportation
Vision screening	Blood cholesterol screening	Outstationed eligibility workers
Pharmacy	Weight reduction programs	

All Patients by Insurance Status Washington State CHCs, 2000-2010



1..WA State OFM 2010 Uninsured estimates: 819,196 Total patients 82,938 Children 0-19 <http://wa-state-ofm.us/SPSONline/>
 2 "The Economic and Clinical Impact of Community Health Care Centers in Washington State". Dobson DaVanzo, Nov. 2008.
 3 "Access to Community Health and Wasted Expenditures on Avoidable Emergency Room Visits: Summary of Findings, 2006." NACHC, Sept. 2006.

***Methodology** data (UDS) is compiled and distributed by the federal Health Resources and Services Administration (HRSA):
 - Total patient, demographic, and insurance data: 2010 data is from all 26 of Washington's Community Health Centers.
 - Comparison of Uninsured Data: 2000-2010 data is from the 22 members required to report at that time.
 - All Patient Insurance Status data 2000-2010: Numbers include 22 original WACMHC members in 2000, expanded to all 26 current Community Health Centers in Washington
 October 28, 2011